



DAV PUBLIC SCHOOL NH3 NIT FARIDABAD



Dear Student

Learning is the beginning of wealth.

Learning is the beginning of health.

Learning is the beginning of spirituality.

Searching and learning is where the miracle process all begins.

...Jim Rohn

Holiday is the time that we all eagerly wait for. We all make plans to enjoy, to relax and to empower ourselves during these gala days. This summer vacation the Holiday Homework so designed by the mentors of the school is a medium for you all to achieve the motto of "Fun and Learn".

The activity based assignments will foster curiosity, develop creativity, enhance knowledge and instill the joy of learning among you all. They will certainly help you discover a new you who is more enriched and confident and performs every action to perfection. As it is well recognized that DAV Public School, NH3, FARIDABAD not only focuses on academics but lay equal importance on Co-scholastic Competencies. The school also desires you to adhere to the following guidelines for a fulfilling break:

KEEP IN MIND

- Neatness and presentation are common parameters for most of the activities assigned. Please maintain the quality of work done.
- Complete and submit the holiday homework according to the dates given. Note down these dates carefully as late submission after these dates is not acceptable and you will be losing the marks/grades for the same if you miss the date.
- Holiday homework will be assessed on certain parameters and marks/grade will be awarded accordingly.
- Make sure that all syllabus done till May must be revised thoroughly as you begin your Periodic I from July.
- To score well in your upcoming exams strike a balance between your leisure time and studies.
- Read NCERT chapters thoroughly and make optimum use of the practice manual.
- Highlight areas of doubt and clarify with the teacher after vacation.
- Refer different reference books for strengthening the conceptual knowledge.

IT'S GOOD TO BE A WONDERFUL HUMAN BEING:

DON'T FORGET TO

- Follow a schedule during holidays. Be a good time manager.
- Read newspapers daily and stay updated with current affairs.
- Do the homework independently, only ask for assistance from your parents or guardians.

- Give time to pursue your hobby.
- Appreciate nature and go for “Nature Walks”, plant trees and spread the message Of Nature Conservation”
- Remember to have a wide mouth container filled with water outside your house for the birds to get respite from the scorching heat.
- Pray to almighty daily and thank for the blissful life that you enjoy.
- Be a helping hand to your parents and learn the skill of shared responsibility.
- Do the work by following the guidelines given with each work or activity.
- Always wish and welcome the guests with a smile.
- Spend time with your parents and grandparents, their rich experience will help you overcome challenges with ease.
- Minimize the use of gadgets.
- Keep the home clean and mess free.
- After eating, keep the plate in your kitchen and rather love washing it yourself.
- Water the plants and rejoice the beauty of nature.

SPORTS ACHIEVEMENTS

- The cricket team of DAV NH3, NIT FARIDABAD bagged the first Position at the cluster level.
- Nihal Singh secured the first position in the zonal level WUSHU Competition and was selected for National championship.
- Aastha of class 12 and Mahi of class 11 bagged the first position in the zonal Level Boxing competition held at DAVPS , Mausam Vihar, Delhi.

ACADEMIC ACHIEVEMENTS

- Meritorious and laudable students of DAV NH3 added another feather in the glory of school by securing 97.4% in Humanities ,91.2% in Commerce and 90% in science.
- Amresh Kumar Singh brought laurels to the school by scoring 96% in class X Board exams.
- Atika (Grade X) and Kartik (Grade IX) procured First position at District Level in Ramayan Chaupai & Geeta Shloka Competition organized by Jan Kalyan Sanstha at Holy Child Public School sec-29.
- Muskaan (VIII) ,Krishan (VII), Bhavya (VI) ,Parv (VII) ,Krishan (VII) , Aastha (VI) And Shashank (VI) secured:- 1st Position in Zonal Group singing Competition , 3rd Position in an Inter Zonal Group Solo singing Competition organized by Bharat Vikas Parishad Aggarwal School, sec-3 Ballabgarh.
- Rani of class VII secured First position in Abhivyakti Season 3 organised by DAV NTPC.
- SIP Academy organised Inter School colour & click contest with participants from major school across North India Ananya Sinha of class 2 secured 1st position and Naitik of class 1 stood as Performer in this event.


Summer Break: - From 22nd May 2023 to 1st July 2023. The school will reopen on 3rd July 2023.

HAPPY SUMMERS !

Team DAV NH3, Faridabad.

L.K.G.

Holidays integrate everything that is important for our children:



Games, Friends, Music, Sports, Books, Movies and Outings.

Dear Children,

Summer Vacation is synonymous with fun and frolic, going for picnics, playing for long hours, exploring new places and much more.....But, dear children, there is a lot more you can do to make your vacation more interesting and meaningful. We have planned some interesting activities for you. So, get ready to enjoy your summer vacation!

Here is an **"ACTIVITY TREASURE BOX"** for you. All the best and have FUN!

When the school reopens bring back your TREASURE,

To go through it will be our PLEASURE!

General Instructions:

- **Project / Homework will be assessed on the basis of neatness, creativity & originality of ideas.**
- **We are not expecting a work of art completed by parents, just help your ward and encourage him/her to do the task themselves.**

NOTE:

- ❖ **Submit your H.W on according to the given dates.**
- ❖ **Bring holidays homework in neatly & decorated folder.**
- ❖ **Do all the given work in separate Notebook.**
- ❖ **Revise and practice all the work done in the books, notebooks, assignments and worksheets.**

Some useful tips for summer vacation

Some do's and don'ts during summer vacation:

DO'S

- *Drink lots of water.*
- *Carry a water bottle wherever you go.*
- *Wear light cotton clothes.*
- *Have plenty of seasonal fruits like musk-melon, water-melon, orange, cucumber, etc.*
- *Drink a glass of buttermilk every meal time.*
- *Discover your creativity through Research work sheets.*
- *Explore family games like (Ludo, carrom etc.)*
- *Enjoy your holiday trips.*



Don'ts:

- *Avoid to go out of house in afternoon .*
- *Avoid junk food.*
- *Avoid watching too much TV.*
- *Avoid wasting time in being lazy.*
- *Avoid dirty your place of living.*

Class – Emerging wings -1

1. Do picture pasting (make collage) for the following given topics on A3 size sheet (lamine it).


Topic- i) Flowers ii) Animals

2. Prepare any 1 thing from waste material for ex- pen holder, paper bag, puppet etc.

3. Kindly, use the given questions in your daily routine at home:

- ❖ May I drink water ?
- ❖ May I come in ?
- ❖ I am feeling hungry.
- ❖ I am feeling thirsty.
- ❖ Mom, Please give me something to eat .
- ❖ Please give me a glass of water.
- ❖ Please trim my nails.
- ❖ Please tell me a story.

Paste Ice cream sticks on the top of the hut and colour the remaining hut with different colours.



Do cotton bud painting inside the dog






Drawing Shapes



Vehicle Match Up


Draw a line from the vehicle to the place it travels.



U.K.G

Holidays integrate everything that is important for our children:

Games, Friends, Music, Sports, Books, Movies and Outings.



Dear Children,

Summer Vacation is synonymous with fun and frolic, going for picnics, playing for long hours, exploring new places and much more.....But, dear children, there is a lot more you can do to make your vacation more interesting and meaningful. We have planned some interesting activities for you. So, get ready to enjoy your summer vacation!

Here is an "**ACTIVITY TREASURE BOX**" for you. All the best and have FUN!

When the school reopens bring back your TREASURE,

To go through it will be our PLEASURE!

General Instructions:

- Project / Homework will be assessed on the basis of neatness, creativity & originality of ideas.
- We are not expecting a work of art completed by parents, just help your ward and encourage him/her to do the task themselves.

NOTE:

- ❖ Submit your H.W on according to the given dates.
- ❖ Bring holidays homework in neatly & decorated folder.
- ❖ Do all the given work in separate Notebook.
- ❖ Revise and practice all the work done in the books, notebooks, assignments and worksheets.
- ❖ Good handwriting is a key to keep our notebooks in a perfect condition and summer vacations is the best time to work upon our handwriting.
- ❖ Practice English & Hindi handwriting: Do 1 page of writing daily in separate notebook.

Some useful tips for summer vacation

SOME DO'S AND DON'TS DURING SUMMER VACATION:



DO'S

- Drink lots of water.
- Carry a water bottle wherever you go.
- Wear light cotton clothes.
- Have plenty of seasonal fruits like musk-melon, water-melon, orange, cucumber, etc.
- Drink a glass of buttermilk every meal time.
- Discover your creativity through Research work sheets.
- Explore family games like (Ludo, carrom etc.)
- Enjoy your holiday trips.

Don'ts:

- Avoid to go out of house in afternoon .
- Avoid junk food.
- Avoid using too much electronic gadgets TV, Mobiles etc.
- Avoid wasting time in being lazy.
- Avoid dirty your place of living.
- Read the newspaper daily

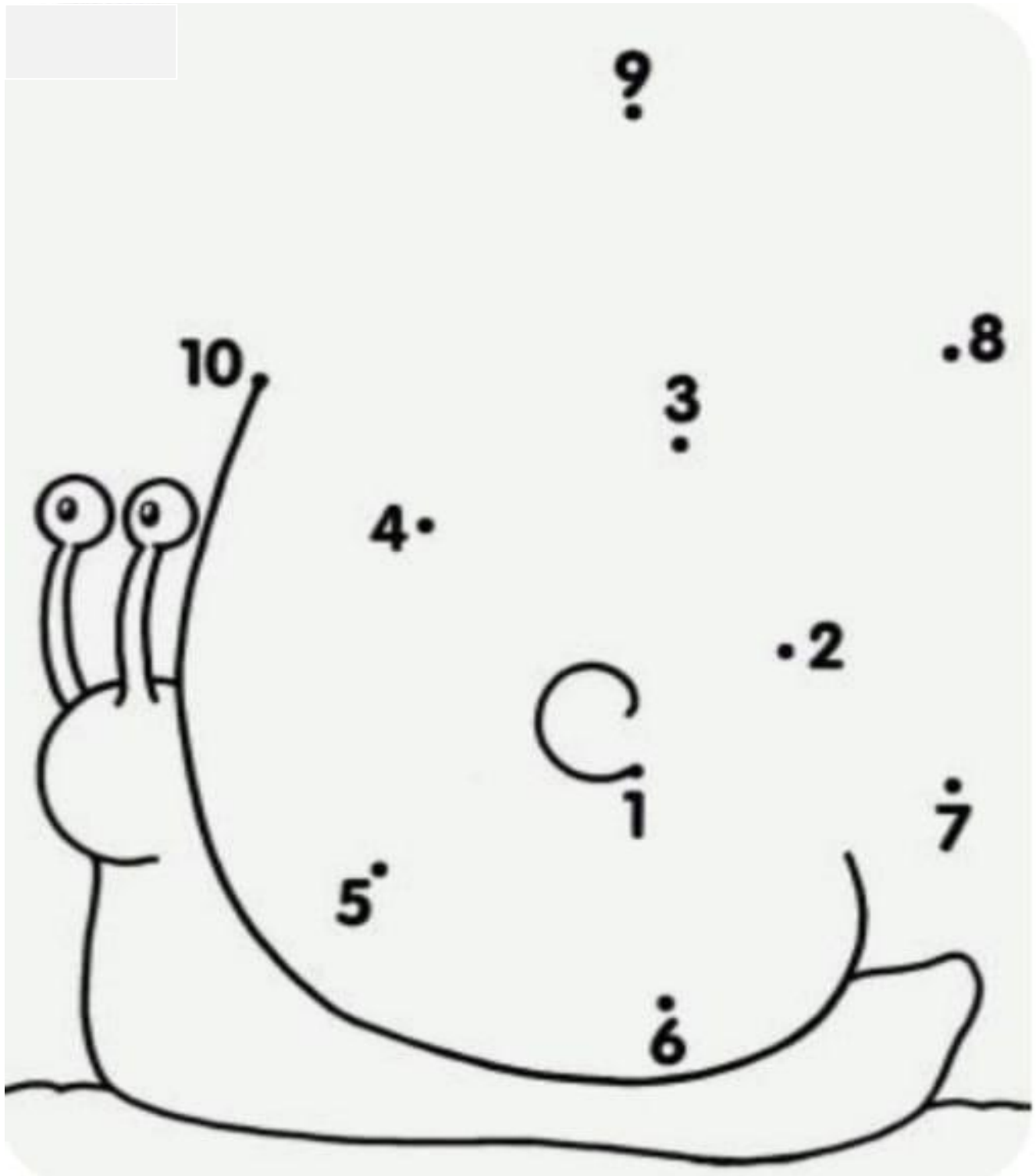
BE A GOOD AND RESPONSIBLE CHILD AND DO THE FOLLOWING:

- **Imbibe social skills** : Greeting with a smile , conversing freely, answering phone calls, speaking politely & sharing with the peers.
- **House cleaning day**: Let your child help to keep his/her room clean & manage their belongings properly.
- **Explore Nature** : Take your child for a walk or play to understand nature. Teach them to count trees , flowers, stones etc. while going for a walk.
- **Learn traffic rules**: Go out with your family & learn some traffic rules or signs.
- **Develop fine motor skills**: To develop fine motor skills do activities like paper tearing ,mashing potatoes , rolling chapattis , clay molding etc.
- **Involving in household chores** :Assign your child few tasks which they can easily accomplish like filling water bottles, keeping them in the refrigerator watering the plants , cleaning dishes , folding washed clothes

Name: _____

Date: _____

Join the dots and complete the picture. Also colour it






Name: _____

Date: _____

TOPIC - Numbers 0 – 10

Fill in the missing numbers on caterpillar.



Name: _____

Date: _____

TOPIC – BIG / SMALL

Circle the BIG picture.



Name: _____

Date: _____

TOPIC – TALL / SHORT

Cross the tall object.

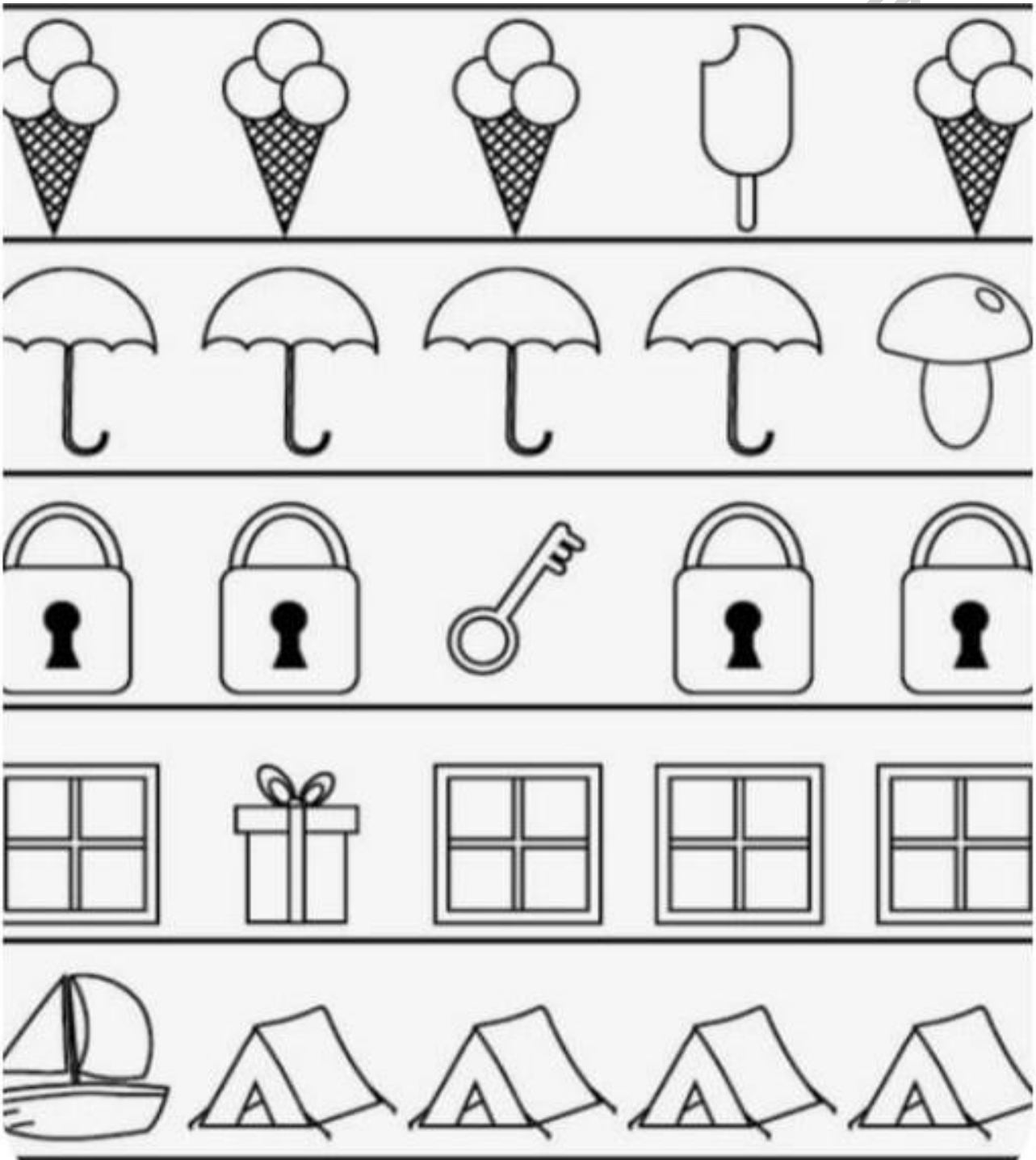


Name: _____

Date: _____

TOPIC – SAME / DIFFERENT

Cross out the picture which is different from the rest.



Name: _____

Date: _____

चित्र पहचान कर सही व्यंजन से मिलाओ ।

त



ट



फ



ग



ज




Name: _____

Date: _____

चित्र पहचान कर सही व्यंजन से मिलाओ ।

क



च



ध



झ



ढ



Name: _____

Date: _____

खाली स्थान भरो ।



Name: _____

Date: _____

Word Endings



c

an



f

at



h

an



m

at



b

an



p

ap



g

at

Name: _____

Date: _____

TOPIC – BEGINNING SOUND

Write the beginning sound for each word.



a t



a n



a t



a n



a t



a n



a t



a n



a n



a t



a n



a t

Name: _____

Date: _____

FUN TIME

FIND A WORD



cat



van



jam



pan

j	s	a	d	p
v	a	l	r	a
a	p	a	z	n
n	e	b	a	g
t	m	s	c	o
b	f	c	a	t
a	q	i	s	n
t	g	d	a	h
k	j	a	m	l
a	a	n	u	b
Name: _____				



bag



cap



sad











bat

Name: _____

Name: _____

Date: _____

Shade the beginning sound of each picture.

	c		s
	m		h
	u		t
	n		f
	a		c
	r		d
	e		a
	d		b
	b		x
	m		r
	b		w
	i		y

Name: _____

Date: _____

TOPIC – INITIAL SOUND

Circle the correct sound that each picture starts with.

 a c d	 s t n	 c b d
 l p r	 f h q	 s c j
 c a r	 i e f	 a y w
 m u o	 r c i	 e i y

Name: _____

Date: _____

TOPIC – INITIAL SOUND

Circle the correct sound that each picture starts with.

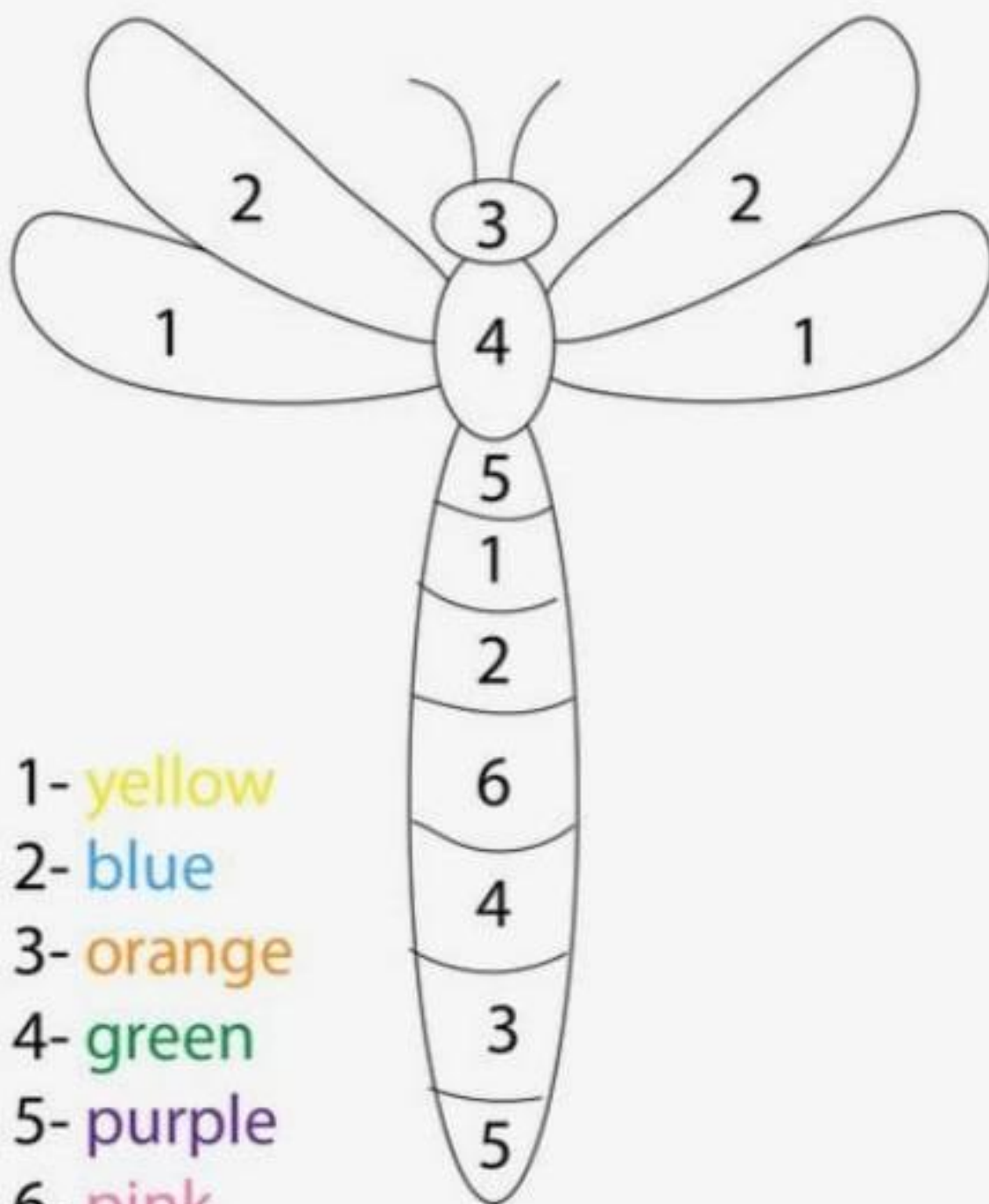
 s c q	 e y b	 r f o
 e d u	 r w c	 b c j
 e d k	 b e r	 o l e
 o r n	 e m i	 d f t

Name: _____

Date: _____

FUN TIME

Dragonfly Color by Number




- 1- yellow
- 2- blue
- 3- orange
- 4- green
- 5- purple
- 6- pink

Name: _____

Date: _____


Let's help Tom to caught Jerry.



Name: _____

Date: _____

Match the animal tails to the correct head.



Name: _____

Date: _____

TOPIC – CRAFT WORK



Dear Parents

Kindly click on the link given below & watch the video for more clarity. Look at this video... ? <https://pin.it/58kwLn7>

PROJECT WORK

ENGLISH – Make flash cards of alphabets a – z (size $\frac{1}{4}$ of A4 size sheet)

HINDI – Make flash cards of vyanjan (क - ह) and swar (अ - ई)

(size $\frac{1}{4}$ of A4 size sheet)

MATHS – Make flash cards of numbers 1-10 with objects.


(size $\frac{1}{2}$ of A4 size sheet)

NOTE:- All flash cards must be laminated.

Revise all the work done in notebooks in 3 in 1 notebook.

CLASS -I

Holidays integrate everything that is important for our children:



Games, Friends, Music, Sports, Books, Movies and Outings.

Dear Children,

Summer Vacation is synonymous with fun and frolic, going for picnics, playing for long hours, exploring new places and much more.....But, dear children, there is a lot more you can do to make your vacation more interesting and meaningful. We have planned some interesting activities for you. So, get ready to enjoy your summer vacation!

Here is an **"ACTIVITY TREASURE BOX"** for you. All the best and have FUN!

When the school reopens bring back your TREASURE,
To go through it will be our PLEASURE!

General Instructions:

- Project / Homework will be assessed on the basis of neatness, creativity & originality of ideas.
- We are not expecting a work of art completed by parents, just help your ward and encourage him/her to do the task themselves.

NOTE:

- ❖ Submit your H.W on according to the given dates.
- ❖ Bring holidays homework in neatly & decorated folder.
- ❖ *Do all the given work in separate Notebook.*
- ❖ *Revise and practice all the work done in the books, notebooks, assignments and worksheets.*
- ❖ *Good handwriting is a key to keep our notebooks in a perfect condition and summer vacations is the best time to work upon our handwriting.*
- ❖ *Practice English & Hindi handwriting: Do 1 page of writing daily in separate notebook.*

Some useful tips for summer vacation

SOME DO'S AND DON'TS DURING SUMMER VACATION:

DO'S

- Drink lots of water.
- Carry a water bottle wherever you go.
- Wear light cotton clothes.
- Have plenty of seasonal fruits like musk-melon, water-melon, orange, cucumber, etc.
- Drink a glass of buttermilk every meal time.
- Discover your creativity through Research work sheets.
- Explore family games like (Ludo, carrom etc.)
- Enjoy your holiday trips.



Don'ts:

- Avoid to go out of house in afternoon .
- Avoid junk food.
- Avoid using too much electronic gadgets TV, Mobiles etc.
- Avoid wasting time in being lazy.
- Avoid dirty your place of living.
- Read the newspaper daily

BE A GOOD AND RESPONSIBLE CHILD AND DO THE FOLLOWING:

- **Imbibe social skills** : Greeting with a smile , conversing freely, answering phone calls, speaking politely & sharing with the peers.
- **House cleaning day**: Let your child help to keep his/her room clean & manage their belongings properly.
- **Explore Nature** : Take your child for a walk or play to understand nature. Teach them to count trees , flowers, stones etc. while going for a walk.
- **Learn traffic rules**: Go out with your family & learn some traffic rules or signs.
- **Develop fine motor skills**: To develop fine motor skills do activities like paper tearing ,mashing potatoes , rolling chapattis , clay molding etc.
- **Involving in household chores** :Assign your child few tasks which they can easily accomplish like filling water bottles, keeping them in the refrigerator watering the plants , cleaning dishes , folding washed clothes

ENGLISH

1. Read any one book from the reading list given below:

- Jungle Book
- Snow White and the Seven Dwarfs
- Cinderella
- Or any other interesting story

2. Make a mask of your favourite character from the story you have read and decorate it.

3. VOCABULARY HANGING-

Cut a big circle on an A-3 size sheet. Write a big word on it eg; HIPPOPOTAMUS and illustrate it. Now make as many small words as you can from the letters of the big word.eg. POT, MAT, SIT etc and write each word on small circles or decorative cut outs of any shape from another A-4 size sheet. Attach these cut outs to the big circle using satin ribbons .You can use your creativity to make the vocabulary hanging attractive. Make 2 hangings based on any two new words which you have learnt from the above mentioned stories.

4. Daddy's Day Out : Father's Day is observed on the third Sunday of June. It honours all fathers, grandfathers and father figures for their contribution. So on this Father's Day— Pamper your Dad Make him feel special in every way. Surprise him by giving him a card and a gift.

5. Practice handwriting in the extra notebook. (one page daily)

6. Read English newspaper daily. Find one word with vowels and paste in the A3 size sheet. English Practice Book: Complete pgs 1-14.

MATHS

1)Make a model of any historical monument of India using ice-cream sticks. Count the number of sticks used to make the monument – write the numeral, its number name and express the number in expanded form on A4 size sheet.

2)Primary Mathematics – Do pages : 1 to 35

3)Make flash cards(half of A4 size thick pastel sheet) of numbers(0-90) according to the given Roll no.

CLASS –I(A)		CLASS –I(B)	
ROLL NO.	NUMBERS	ROLL NO.	NUMBERS
1-10	0-15	1-10	46-60
11-20	16-30	11-20	61-75

21-28	31-45	21-27	76-90
-------	-------	-------	-------

**3.) Present the information given below beautifully on an A-3 sheet.
Complete the information about yourself using numbers only.**

- 1) Letters in my name –
- 2)My Age –
- 3) My class –
- 4) My height
- 5) Members in my family –
- 6)Number of teeth I have –
- 7)My shoe size –
- 8)My father's phone number –
- 9)My mother's phone number –

E.V.S

1.ACTIVITY:

Lets clean our house daily . Arrange the following objects in the way given below:

- a) Put books inside your bag.*
- b) Set your clothes inside your almirah.*
- c) Keep toys on your proper place.*
- d) Keep utensils on the shelf inside your kitchen.*
- e) Help mother in laying the table and cleaning it.*
- f) Switch off lights and fans when not in use.*

2. Make a hygiene kit and keep soap, toothpaste , toothbrush, nail cutter , comb , hanky and towel etc.

3. Visit any 2 of the following places with your family:

Zoo , Traffic Training Park , Rail / Doll Museum , Children's Park , Bank/Post-Office , Any historical monument .

4. Make a bird bath. Look for a flat container and place it on the balcony slab or outside your home. Put some pebbles in it. Pour some fresh water in it every day for the birds , squirrels etc to drink water from

Gently encourage your child to raise a kitchen garden by planting seeds. Knowledge about plants and trees are integral part of your child's growing.

- Grow any plant in a small and beautiful pot in the beginning of the summer vacation and send it to the school after the summer vacation .
- Make model of FAMILY tree and & paste the pictures of your family members including-(grandparents,cousins,uncles & aunts)

हिन्दी

क) अपने घर में पाई जाने वाली उन वस्तुओं की सूची बनाए जिनमें आ() व इ () मात्रा का प्रयोग होता है |(ON A-4 SHEET)

ख. दिए गये विषयों पर कविता कंठस्थ करें-

प्रकृति , पेड़-पौधे , पिता , किसी एक त्यौहार

ग. हमारे आस-पास कितने पशु-पक्षी हैं जो रंग-बिरंगे व सुंदर होते हैं |क्या आप को उनके नाम पता हैं ? अपनी इन छुट्टियों में कुछ ऐसे पशु पक्षी के

बारे में पता करें जिनके नाम अ , आ व इ की मात्रा से आते हैं जैसे चिड़िया , गिरगिट , बाघ, सियार आदि /

नोट : इस गतिविधि को रंगीन A4- साइज़ शीट पर करें।

भाषा अभ्यास- पृष्ठ - 1-15

हिन्दी में एक सुविचार याद करें परिचय सहित मंच प्रस्तुति के लिए ।

ART and CRAFT

Draw your favorite cartoon/ pet on A4 size sheet ,colour it beautifully & get it laminated. This is your table mat ! Which you can carry to school daily along with your lunch box.

Make an object using waste material (eg. bottle, wrappers, bangles, newspaper etc.)

Step by step- Complete Pgs 1-15

COMMUNICATION SKILLS

Dear Children: Learn all the topics given to you till date for stage presentation with introduction.

Learn One Thought of the day with introduction .

Walk Together: Go for walks with your family. You will realize you have two of the God's greatest gifts.....NATURE and your FAMILY. Thank God for these gifts. Care and Concern: Help your parents, grandparents and even your younger brothers and sisters. Play Outdoor Games: Computer games are good. They sharpen your Intellect, but what about the rest of

your body? You do need physical exercise too.....Go cycling, play badminton, cricket, hide and seek-anything that will make you RUN!


GOOD CHILDREN MAKE GLAD PARENTS

Watch educational and meaningful T.V programs.....on Animal Planet ,Discovery Channel ,National Geographic Channel..... Use the MAGIC WORDSPLEASE, SORRY, THANK YOU, EXCUSE ME, MAY I.....appropriately.


Name : _____

Date : _____

Write the missing numbers in the blanks.



CLASS -II



Holidays integrate everything that is important for our children:

Games, Friends, Music, Sports, Books, Movies and Outings.

Dear Children,

Summer Vacation is synonymous with fun and frolic, going for picnics, playing for long hours, exploring new places and much more.....But, dear children, there is a lot more you can do to make your vacation more interesting and meaningful. We have planned some interesting activities for you. So, get ready to enjoy your summer vacation!

Here is an "**ACTIVITY TREASURE BOX**" for you. All the best and have FUN!

When the school reopens bring back your TREASURE,

To go through it will be our PLEASURE!

General Instructions:

- Project / Homework will be assessed on the basis of neatness, creativity & originality of ideas.
- We are not expecting a work of art completed by parents, just help your ward and encourage him/her to do the task themselves.

NOTE:

- ❖ Submit your H.W on according to the given dates.
- ❖ Bring holidays homework in neatly & decorated folder.
- ❖ Do all the given work in separate Notebook.
- ❖ Revise and practice all the work done in the books, notebooks, assignments and worksheets.
- ❖ Good handwriting is a key to keep our notebooks in a perfect condition and summer vacations is the best time to work upon our handwriting.
- ❖ Practice English & Hindi handwriting: Do 1 page of writing daily in separate notebook.

Some useful tips for summer vacation

SOME DO'S AND DON'TS DURING SUMMER VACATION:



DO'S

- Drink lots of water.
- Carry a water bottle wherever you go.
- Wear light cotton clothes.
- Have plenty of seasonal fruits like musk-melon, water-melon, orange, cucumber, etc.
- Drink a glass of buttermilk every meal time.
- Discover your creativity through Research work sheets.
- Explore family games like (Ludo, carrom etc.)
- Enjoy your holiday trips.

Don'ts:

- Avoid to go out of house in afternoon .
- Avoid junk food.
- Avoid using too much electronic gadgets TV, Mobiles etc.
- Avoid wasting time in being lazy.
- Avoid dirty your place of living.
- Read the newspaper daily

BE A GOOD AND RESPONSIBLE CHILD AND DO THE FOLLOWING:

- Imbibe social skills : Greeting with a smile , conversing freely, answering phone calls, speaking politely & sharing with the peers.
- House cleaning day: Let your child help to keep his/her room clean & manage their belongings properly.
- Explore Nature : Take your child for a walk or play to understand nature. Teach them to count trees , flowers, stones etc. while going for a walk.
- Learn traffic rules: Go out with your family & learn some traffic rules or signs.
- Develop fine motor skills: To develop fine motor skills do activities like paper tearing ,mashing potatoes , rolling chapattis , clay molding etc.
- Involving in household chores :Assign your child few tasks which they can easily accomplish like filling water bottles, keeping them in the refrigerator watering the plants , cleaning dishes , folding washed clothes

ACTIVITIES & TASKS

Activities for Fun

ENJOY READING

BOOKS ARE MY BEST FRIENDS



- 1) Read small moral stories.
- 2) Encourage your child to watch English programme.
- 3) Read out story-books with bold illustrations and after finishing the story discuss it with your child.
- 4) Emphasize more on phonic sounds and encourage Word Building and Picture Talk.

Here are few suggested internet sites to visit & inculcate reading skill in children-

www.funbrain.com.

www.magickeys.com

www.nationalgeographic.com

Parents, please continue to encourage your child to read. Here are a list of sites you can use to encourage reading. <http://www.bookadventure.com>
<http://www.magickeys.com/books>

Since English is a universal language spoken and understood by people all over the world, we want our children also to be proficient in speaking it and for this we need your full support and cooperation. We would appreciate if you adhere to the following points.

➤ **SPEAK WITH YOUR CHILD IN ENGLISH.**

PRACTICE DAILY!!!

Good Morning!

How are you!

I am fit and fantastic.

May I come in?

May I go to washroom?

May I wash my hands?

May I drink water?

May I have lunch?

Thank you.

My pleasure.

You are welcome.



I) Read and enjoy the following stories:

- a) The sleeping beauty
 - b) Snow White and the Seven Dwarfs
 - c) Frozen
 - d) Beauty & the beast
 - e) Little Red Riding Hood
- Or any other interesting story

- Prepare the child with any 1 story for narration in the class using props (face mask, hand puppet, & flash cards)

II) Make 5 flash cards of on any one :

- a) Articles
- b) Singular/plural
- c) Action words

III) Reading at home makes a difference. Read any one book of your choice. Pick four new words and complete the table given below:

S.No.	Write it (write the word)	Draw it (make an illustration	Use it (framing a sentence)	
1.				
2.				
3.				
4.				

IV) Draw your favorite cartoon/ pet on A4 size sheet ,colour it beautifully & get it laminated. This is your table mat ! Which you can carry to school daily along with your lunch box.

V) Making a word box- Take a shoe box, decorate it & fill it up with all the new words that your child learns to read. A child can be introduced to one or two words everyday & they can be written on a strip of chart paper of the same size. Let the child feel proud of the number of words that he/she has learnt to read after every week. (Words should be chosen from the child's environment)

English practice book : complete pgs- 1to 13 pg-30 (worksheet no.3) pg-30 (my best friend)pg-40 (worksheet: 2)pg 42,50

ENGLISH COMPREHENSION WORKSHEET

Read the following passage and answer the given questions:

My little brother

I am Billy, he is my younger brother Thomas. He is 5 years old. He loves playing football. I help him with his studies. He is very cute and I love him



1. What is the name of Billy's little brother?

- a) John b) George c) Thomas

2. Her brother is _____ years old.

- a) 10 b) 5 c) 3

The Beach

This is a beach. The weather is hot. Kate is making sand castle. Sam is boating. A young lady is surfing in the sea. Ben is playing with his dog, Bruno.



1. How is the weather at the beach?


- a. cold b. hot c. rainy

2. What is Kate making?

- a. sand castles b. boat c. house

EVS (Environmental studies)

I) Write five sentences about your family. Draw a picture also.



II) Make a 3D Model of a house according to your Roll Nos.

ROLL NO

TYPES OF HOUSE

1 -4

HUT

5-8

IGLOO

9 -12

HOUSEBOAT

13 -16

CARAVAN

17- 22

TEN



“THE FIRST WEALTH IS HEALTH”

III) So aware our children about healthy food Let's make a collage of healthy and unhealthy food on A3 size sheet



MATHS

I) Maths book pages : Complete pages 1 to 8

II) Make a modal of caterpillar to show your 3 digit favourite number with the help of colour ful pastel sheets:



**III) Make 5 flash cards of numbers according to your Roll Nos and class
(Half A4 Size Sheet)**

Class II- A

CLASS –II- B

NUMBERS	ROLL NO	NUMBERS	ROLL NO.
101 -200	1 to 4	601-700	1 to 5
200 – 300	5 to 8	701 – 800	6 to 10
301- 400	9 to 12	801 – 900	11 to 15
401 – 500	13 to16	901 – 999	16 to 21
501- 600	17 to22		

हिन्दी

- 1) प्रतिदिन समाचार पत्र व पंचतंत्र की कहानियाँ पढ़ें।
- 2) प्रोजेक्ट कार्य रोल न०. के अनुसार करें।

ROLL NO.1-7 (विपरीत शब्द)

ROLL NO.8 - 16 (वचन बदलो)

ROLL NO.17 -22 (लिंग बदलो)



- 3) वृक्ष की उपयोगिता को दर्शाते हुए एक वृक्ष का चित्र बना कर स्वरचित कविता लिखिए |(A4 साइज़ शीट पर)

- भाषा माधुरी -पाठ 1 कविता (सीखो) कंठस्थ करें।
- पाठ 2 व 3 का पाठन करें व अभ्यास याद करें।
- भाषा अभ्यास - पृष्ठ 1-17 पूरा करें।

COMMUNICATION SKILLS

Write any 1 thought on A4 size sheet & learn it as well for stage presentation with introduction.

ART AND CRAFT

Step by step : Complete pgs – 1-15

Make a PHOTO FRAME by using waste material.

Pamper your Dad



Make him feel special in every way Surprise him by preparing a mouth-watering recipe which might become his all time favourite. An example of one such recipe is given below.

RECIPE TIME : Ingredients: 1 Scoop of Vanilla ice cream ,1 Scoop of strawberry , ice cream 1 Ripe banana, Some nuts & Chocolate Syrup.

Method: Wear your chef cap and apron. Cut a banana in half lengthwise and lay it in the dish. Put scoops of vanilla and strawberry ice cream served in a row between the split banana .Garnish it with crushed nuts and chocolate syrup. Enjoy your banana treat. to click pictures. Paste them on an A-3 size sheet and write the ingredients and methodology of the recipe too.

CLASS -III

ENGLISH

BOOKS ARE OUR BEST FRIENDS

One is never alone when one is with books. Sitting in your room with your books you could go off to far-away places, meet all kinds of people, animals, birds and even fairies.

What fun! Reading will help you to learn many new words, write better and speak well.

Read books to discover lots of new things!!

Character Review

Make a small hand puppet of your favourite character from any story book which you have read and also prepare a short dialogue which you will speak in the class using your hand puppet.

Create a summary Diary

Click photographs of yourself doing various activities at home. Showing your contribution in helping your family members and write 3-4 lines for each activity stating why do you like doing it.

Let's have fun with words

Write the difficult words from the stories you read and their meanings using a dictionary in a cut out of any shape of your choice. (for example: birds/insects/fruit/vegetable)

Hand writing Practice: Write one page daily.(total pages- 15). Make a thin separate notebook for it.

हिंदी

1. संयुक्त व्यंजन क्ष,त्र ,ज्ञ व श्र से जुड़े शब्दों के दो - दो फ्लैश कार्ड बनाइए ।

अनुक्रमांक) 1-8)

2. र के रूप के अंतर्गत) रेफ़ व पदेन (की मात्रा वाले शब्दों से सम्बंधित कविता ए 4 साइज़ शीट पर लिखें।)दस पंक्तियां(या कहानी लिखें ।

अनुक्रमांक) 9-17)

3. संज्ञा की परिभाषा पर एक प्रोजेक्ट बनाइए।

अनुक्रमांक) 18-26)

4. अर्ध व्यंजन पर एक प्रोजेक्ट बनाइए।

अनुक्रमांक 27) -32)

5 . द्वित्व व्यंजन पर एक प्रोजेक्ट बनाइए अनुक्रमांक 33) -37)

; जैसे) - म्म ,च्छ ,च्च ,न्न,)

6 . नवीन शब्दावली चक्र बनाएं ।(किसी भी पाठ में से (

प्रतिदिन एक पृष्ठ सुलेख लिखें।

प्रतिदिन समाचार पत्र पढ़ें।

शिक्षाप्रद कहानियाँ पढ़ें व कोई एक कहानी चित्र सहित अपने शब्दों में लिखें ।(स्क्रेप बुक में (

बालकाण्ड की कोई दो चौपाई अर्थ सहित याद करें ।

परियोजना कार्य

फलों व सब्जियों के गुणों पर आधारित एक पुस्तक संग्रह बनाइए।) 5-5)

किसी एक पक्षी व पशु का मुखौटा बनाएं ।

तिनकों की सहायता से चिड़िया का घोंसला बनाइए ।

निर्देश:-अनुक्रमांक के आधार पर कार्य करें।

द्वितीय इकाई पाठ्यक्रम याद करें ।

मात्राओं का अभ्यास करें ।

MATHS

- Practice all the work done in class in practice notebook.
- Learn table 2- 10
- Make an addition puzzle on A4 size sheet.
- Make an abacus .

SCIENCE

- Read and revise chapter 1 and 2
- Write a conversation between any two sense organ on A4 size sheet and decorate it.
- Make a model on parts of plant.
- Paste two pictures of the following plants in your scrape book.
I. Herbs II. Shrubs III. Trees IV. Climbrs V. Creepers

SOCIAL SCIENCE

1. Learn the work till date.
2. Draw a family tree in your scrap book. Paste photographs of your family members and write the relation with you. Take help from the given picture.



3. Draw an Indian Political map on A3 size sheet or on a chart paper, Paste pictures of the following in different states.

Roll No. 1 – 20

Traditional food of the state

Roll No. 21 onwards

Traditional Dresses of the states

4. Make a thanks giving card for your family member whom do you like the most. Paste it in your scrap book.



COMPUTERS

Paste the pictures of various fields where computers are used from newspaper, magazines on plain page. (8-10 pictures as in sticker size).

Date Sheet for Unit Test Cycle - II 2023-24

Day	Date	III	IV	V	VI	VII	VIII	IX	X
Monday	17/07/23	Hindi	Maths	English	Sanskrit	Hindi	Science	Hindi/ Skt.	English
Monday	24/07/23	Science	Social Science	Hindi	English	Sanskrit	Moral Education	Computer	Social Science
Monday	31/07/23	English	Science	Maths	Science	Social Science	English	Maths	Science
Monday	07/08/23	Maths	Hindi	Social Science	Maths	English	Social Science	Science	Maths
Thursday	10/08/23	Social Science	English	Science	Hindi	Science	Sanskrit	Social Science	Hindi/ Skt.
Thursday	17/08/23	-	-	-	-	-	Maths	-	-
Monday	21/08/23	-	-	Sanskrit	Social Science	Maths	Hindi	English	Computer

CLASS -IV

ENGLISH

Since English is a universal language spoken and understood by people all over the world, we want our children also to be proficient in speaking it and for this we need your full support and cooperation. We would appreciate if you adhere to the following points.

- **Speak with your child in English.**
- **Read out story-books with bold illustrations and after finishing the story discuss it with your child.**
- **Emphasize more on phonic sounds and encourage Word Building and Picture Talk.**

"A book is a dream that you hold in your hand." Neil Gaiman

Here are few suggested internet sites to visit & inculcate reading skill in children-

www.funbrain.com

www.magickeys.com

www.nationalgeographic.com

1. Tongue twisters are fun! Try learning the tongue twisters and practice as quickly as possible. We will be organizing an intra class competition after summer vacation, so learn few tongue twisters and come prepared.
2. Make a Pictionary:
Find out a new word everyday while reading story books. Write its meaning using a dictionary. Collect at least 5 words and illustrate them using pictures. Compile them on sheets and give it some shape. Present it beautifully in the form of dictionary.
3. "Every family has story to tell." So in your words, narrate the most memorable moment spent with your family on an A4 size sheet and paste the picture of that moment if it is possible to make it more creative.
4. Read the newspaper regularly during holidays you may utilize your noon time for this activity when you are at home. Cut five pictures per week from old newspapers paste them in English scrap file and give a catchy caption to each picture.
5. Find two new words daily from the newspaper and find out their meaning, synonyms and antonyms.
6. English- Book Review
Draw a picture of your favourite story book on an A4 sized sheet. Write a brief summary of the story (please write what happens in the beginning of the story, the middle and in the end). Also pick your favourite character from the story and say why you like this particular character.

Good handwriting is a key to keep our notebooks in a perfect condition and summer vacations is the best time to work upon our handwriting. Write one page daily. Make a thin separate notebook for it. (Revise and practice all the work done in the books, notebooks, assignments and worksheets)

HINDI

(मौसम (ऋतु) पर कोई एक कविता लिखें व चित्र भी बनाएं -
कविता के आधार पर निम्न प्रश्नों का उत्तर दें -
कविता का शीर्षक

दो संज्ञा शब्द

दो सर्वनाम शब्द

दो विशेषण

दो क्रिया शब्द

दो युग्म शब्द

किन्हीं दो शब्दों के वचन बदलो व पर्यायवाची शब्द

1. संयुक्त व्यंजन क्ष,त्र ,ज व श्र से जुड़े शब्दों के दो -दो फ्लैश कार्ड बनाइए-

2. र के रूप के अंतर्गत (रेफ़ व पदेन) की मात्रा वाले शब्दों से सम्बंधित कविता ए 4 साइज़ शीट पर लिखें।(दस पंक्तियां) या कहानी लिखें

परियोजना कार्य

सर्वनाम पर एक प्रोजेक्ट बनाइए। अनुक्रमांक (1-14)

विशेषण पर एक प्रोजेक्ट बनाइए। अनुक्रमांक (15 -29)

राष्ट्रपिता महात्मा गाँधी जी के जीवन से संबंधित विशेषताएं चित्र सहित लिखें । (स्कैपबुक में)

5. नवीन शब्दावली चक्र बनाएं। (किसी भी पाठ में से)

प्रतिदिन एक पृष्ठ सुलेख लिखें।

प्रतिदिन समाचार पत्र पढ़ें ।

शिक्षाप्रद कहानियाँ पढ़ें व कोई एक कहानी चित्र सहित अपने शब्दों में लिखें ।(स्कैप बुक में)

सुंदरकाण्ड की कोई दो चौपाई अर्थ सहित याद करें।

निर्देश:-अनुक्रमांक के आधार पर कार्य करें।

कक्षा में करवाए गये कार्य का लिखकर अभ्यास करें व प्रतिदिन श्रुतलेख लिखें ।

मात्राओं का अभ्यास करें ।

MATHS

- Do the given practice sheet in practice notebook.
- Learn table 2-15
- Make a poster on addition and subtraction on A4 size sheet.

SCIENCE

1. Activity:

Denture making (page no9)

<https://youtu.be/2VDMUheHrZo>

2. Prepare a chart showing some edible roots. List down the ways in which they are usually eaten.(page 15).

Paste it in a scrap book.

Watch this video :- <https://youtu.be/sdWzV2JxmNY>

3. Collage making:

Make a decorative collage of pictures of flowers and fruits which are eaten as vegetables and label them. (on A4 size sheet) . Paste it in a scrap book.

4. Eat nutritional food. Stay safe and healthy.

(Use things which are available at home)

SOCIAL SCIENCE

1. Learn all the work till date.
2. On an Indian political map of India , mark all the states of India. And paste it in your scrap book.
3. Draw an Indian Political map on A3 size sheet or a chart paper, Paste pictures of the festivals celebrated in different states of India.
4. Make a model of the following:-
Roll no. 1 to 10 Cable stayed Bridge
Roll No. 11 to 20 Suspension Bridge
Roll No. 21 onwards Flyovers
5. Its time to show your creativity on Best out of waste
Create a useful object by using waste material.

COMPUTERS

Using Internet (Google search engine) or from newspaper, Magazines - find out the name of various INPUT & OUTPUT devices .Name with pictures (10- 12) in sticker size and paste in your computer copy on plain page.

Date Sheet for Unit Test Cycle - II 2023-24

Day	Date	III	IV	V	VI	VII	VIII	IX	X
Monday	17/07/23	Hindi	Maths	English	Sanskrit	Hindi	Science	Hindi/ Skt.	English
Monday	24/07/23	Science	Social Science	Hindi	English	Sanskrit	Moral Education	Computer	Social Science
Monday	31/07/23	English	Science	Maths	Science	Social Science	English	Maths	Science
Monday	07/08/23	Maths	Hindi	Social Science	Maths	English	Social Science	Science	Maths
Thursday	10/08/23	Social Science	English	Science	Hindi	Science	Sanskrit	Social Science	Hindi/ Skt.
Thursday	17/08/23	-	-	-	-	-	Maths	-	-
Monday	21/08/23	-	-	Sanskrit	Social Science	Maths	Hindi	English	Computer

CLASS – V

ENGLISH

Since English is a universal language spoken and understood by people all over the world, we want our children also to be proficient in speaking it and for this we need your full support and cooperation. The best way to learn a language is to use it.

1. Make 15 flash cards of VERBS
2. Tongue twisters are fun! Try learning the tongue twisters and practice as quickly as possible. We will be organizing an intra class competition after summer vacation, so learn few tongue twisters and come prepared.
3. Book Review Draw a picture of your favourite story book on an A4 sized sheet. Write a brief summary of the story (please write what happens in the beginning of the story, the middle and in the end). Also pick your favourite character from the story and say why you like this particular character.
4. Draw or paste the picture of any Fearless fighter. Write a biography about it on (A4 size sheet) For example: Sudha Chandran.
5. Find 5 new words daily from the newspaper and find out their meaning, synonyms and antonyms.
6. Good handwriting is a key to keep our notebooks in a perfect condition and summer vacations is the best time to work upon our handwriting.

(Revise and practice all the work done in the books, notebooks, assignments and worksheets)

HINDI

पठन कौशल- 1)प्रतिदिन समाचार पत्र पढ़ें।

लेखन कौशल. 2) प्रतिदिन 1 पेज सुलेख लिखें ।

वाचन कौशल 3) पौष्टिक तत्वों के महत्व पर आधारित एक वीडियो बनाएं

उदाहरण जैसे अंकुरित चार्ट ,सलाद व मनपसंद पेय पदार्थ पर आधारित महत्व बताते हुए एक वीडियो बनाएं

निर्देश - दिवित्य इकाई परीक्षा पाठ्यक्रम का लिखकर अभ्यास करें ।

परियोजना कार्य - क्रिया या विशेषण में से किसी एक विषय पर परिभाषा लिखकर उसके भेदों के नाम लिखते हुए एक सुंदर सा तोरण बनाएं (उदाहरण सहित)

MATHS

- Practice all the work done in class in practice notebook.
- Learn tables 2-20
- Make a book mark on periods and places

SOCIAL SCIENCE

Q1) Make a model of different types of houses.

1-8 (Wooden houses)

9-16 (Sloping houses)

17-22 (Stilt houses)

23-33 (High-rise apartments)

Q2) There is a puzzle at page 44 of water harvesting. Find out 10 words related to the chapter and write down in scrap book.

- Q3) Find out the names of five world famous Indian players who play your favourite game and paste pictures of those players.
- Q4) Make a poster on “Van Mahotsav”
- Q5) On a political map of India, mark all states of India.

SCIENCE

1. Design and draw your dream eco friendly house on an A4 size sheet , in which you can take ideas from your family members and the Internet .

Watch this video <https://youtu.be/3UIy4bFdIoA>

2. Prepare a health drink with an adult's help for your family .Mention the Ingredients, Method of preparation, and health benefits of the drink.Also keep photos of the feedback you get from your family members.Paste in a scrap book.

Take help of the given link: <https://youtu.be/oo1Bo--MHSg>

3. Revise Ch-1 and 2
4. Eat nutritional food. Stay safe and healthy.
- Use things which are available at home

संस्कृत

1. अपना चित्र लगा कर संस्कृत में 'मम परिचय' लिखो ।
2. पांच पशुओं के चित्र बनाकर उनके संस्कृत में नाम लिखें ।
3. पांच पक्षियों के चित्र लगाकर उनके संस्कृत में नाम लिखें ।
4. पठति, पठतः, पठन्ति, क्रियापदों का प्रयोग करते हुए पांच पांच लघु वाक्य बनाए ॥

COMPUTERS

Using Internet (Google search engine) or from newspaper, Magazines - find out the name of various Memory storage devices Name with photographs (8- 12) in sticker size and paste in your computer copy on plain page. Write the name of that storage device, types of storage (primary /secondary) and storage capacity on ruled page.

Date Sheet for Unit Test Cycle - II 2023-24

Day	Date	III	IV	V	VI	VII	VIII	IX	X
Monday	17/07/23	Hindi	Maths	English	Sanskrit	Hindi	Science	Hindi/ Skt.	English
Monday	24/07/23	Science	Social Science	Hindi	English	Sanskrit	Moral Education	Computer	Social Science
Monday	31/07/23	English	Science	Maths	Science	Social Science	English	Maths	Science
Monday	07/08/23	Maths	Hindi	Social Science	Maths	English	Social Science	Science	Maths
Thursday	10/08/23	Social Science	English	Science	Hindi	Science	Sanskrit	Social Science	Hindi/ Skt.
Thursday	17/08/23	-	-	-	-	-	Maths	-	-
Monday	21/08/23	-	-	Sanskrit	Social Science	Maths	Hindi	English	Computer

CLASS – VI

ENGLISH

1. Read the story book – ‘The magic finger’ and write book review of the same on an A4 size sheet. The book will be assessed for Good Reader Bonus too.
 2. Plant a sapling. Nurture it with love and care, click its pictures and record its growth. Make a collage of the photographs and write a paragraph sharing your experience.
 3. Make a detailed research project on the topic – ‘Life in school’. Brainstorm for innovative ideas, collect, collate, organize and interpret the data. You may create questionnaires, google forms, survey forms etc.
- The format will be shared by the teacher in the class group.
4. Write an original or creative composition (poem/article/story etc.) for the school magazine. Submit it printed on A4 sheet.
 5. Revise the work done in class.

Hindi

- 1) प्रतिदिन एक पृष्ठ सुलेख लिखें
- 2) कविता (साथी हाथ बढ़ाना) के आधार पर एक स्वरचित कविता लिखें। (स्क्रेप बुक में चित्र सहित लिखें)
- 3) प्रतिदिन समाचार पत्र पढ़िए वह उनमें से खेल संबंधित समाचार पत्रों से एक सुंदर सा कोलाज (स्क्रेप बुक) पर बनाएं।
- 4) जल संरक्षण (जल बचाओ) विषय पर एक परियोजना कार्य तैयार कीजिए वह स्क्रेपबुक में जल से संबंधित नारे लिखिए।
- 5) प्रतिदिन समाचार पत्र पढ़ें।

MATHS

1. Make a working model of clock using Roman numerals.
2. Do the given assignment in practice notebook.
3. Revise all the work done in the book and notebook.

विषय-संस्कृत

1. 1-4 तक गणना का लिंगानुसार चार्ट बनाएं। एवं 1-30 तक गणना लिखें।
2. दीर्घ सन्धि के दस शब्द लिखकर उनका विग्रह कीजिये।
3. अव्यय- (धिक्, उच्चैः, अपि, सर्वत्र, बहिः) शब्दों. के अर्थ लिखकर उनका चित्रानुसार वाक्यप्रयोग करें।
4. पाठ्य पुस्तक के अतिरिक्त दो श्लोक अर्थ सहित क्रियात्मक रूप में लिखें।
5. गीता के चौथे अध्याय से आठवे अध्याय से कोई दो श्लोक प्रसंगानुसार अर्थसहित लिखें तथा याद करें।
6. हरियाणा तथा मणिपुर के तीन प्रकृति के चित्र लगाकर संस्कृत में नाम लिखें। जैसे- पर्वत, नदी आदि
7. द्वितीय इकाई परीक्षा पाठ्यक्रम याद करें।

नैतिक शिक्षा

1. स्वामी दयानंद का चित्र बनाकर उनके विषय में कोई पांच पंक्तिया लिखें।

2. आर्यसमाज के एक से दस तक नियम कंठस्थ करें ।
3. महात्मा हंसराज का चित्र बनाकर उनके कोई पांच कार्यों को लिखें ।
4. गायत्री मंत्र लिखें अर्थ सहित ।

SCIENCE

1. Complete your note book
2. Revise all the chapters done in the class.
3. Write a slogan on " SAY NO TO PLASTIC" on A-4 size sheet.
4. Write and draw five 'Daily Life' related activities that usually require the use of water in its liquid form on A-4 size sheet (Roll no 1-15)
5. Display two habits or values that can help in having a better environment on A-4 size Sheet (Roll no 16-30)

SOCIAL SCIENCE

- 1) Prepare a model (working or static) of the Solar system.
- 2) Take any five different coins of free India. Study them carefully. List the Information that you can get from them like the metal used, dates, Languages, pictures, denomination or any other information.
- 3) Prepare four clay seals using potter's clay by engraving or carving on them an animal, a flower, the National emblem of India and a tree.
- 4) Prepare a chart of all religions with the pictures of their founders.

COMPUTER

1. Make a power point presentation on **Nature Conservation** at least 10 slides and mail on davnitonline@gmail.com
2. Visit places where computers are used (any 2) write about your experience on A4 size sheet.

Date Sheet for Unit Test Cycle - II 2023-24

Day	Date	III	IV	V	VI	VII	VIII	IX	X
Monday	17/07/23	Hindi	Maths	English	Sanskrit	Hindi	Science	Hindi/ Skt.	English
Monday	24/07/23	Science	Social Science	Hindi	English	Sanskrit	Moral Education	Computer	Social Science
Monday	31/07/23	English	Science	Maths	Science	Social Science	English	Maths	Science
Monday	07/08/23	Maths	Hindi	Social Science	Maths	English	Social Science	Science	Maths
Thursday	10/08/23	Social Science	English	Science	Hindi	Science	Sanskrit	Social Science	Hindi/ Skt.
Thursday	17/08/23	-	-	-	-	-	Maths	-	-
Monday	21/08/23	-	-	Sanskrit	Social Science	Maths	Hindi	English	Computer

CLASS – VII

ENGLISH

1. Read the story book – ‘Charlie and the chocolate factory’ and write book review of the same on an A4 size sheet. The book will be assessed for Good Reader Bonus too.
2. Make a detailed research project on the topic – ‘Various professions’. Brainstorm for innovative ideas, collect, collate, organize and interpret the data. You may create questionnaires, google forms, survey forms etc.
The format will be shared by the teacher in the class group.
3. Prepare a comic strip based on the chapter ‘ The vendor of sweets’ of Reader book on an A4 size sheet.
4. Write an original or creative composition (poem/article/story etc.) for the school magazine. Submit it printed on A4 sheet.
5. Revise the work done in class.

हिंदी

- 1) भारत के विभिन्न प्रांतों के मुख्य त्योहारों के चित्र A-4 शीट पर उनके नाम के साथ चिपकाएँ ।
- 2) ‘परिश्रम’ विषय पर कोई दो स्लोगन A-4 शीट पर लिखिए ।
- 3) ‘राष्ट्रीय एकता की भावना’ से संबंधित कोई दो स्लोगन A -4 शीट पर लिखिए ।
- 4) हरियाणा और मणिपुर के किन्हीं चार ऐतिहासिक स्थलों की जानकारी चित्रों सहित A -4 शीट पर कीजिए ।
- 5) ‘योग दिवस’ के उपलक्ष्य में किन्हीं पाँच योग-आसनों का चित्र सहित वर्णन A -4 शीट पर कीजिए ।

MATHS

1. Draw the lines of symmetry in the following (one figure each)
 - a) Symmetry in plane figure
 - b) Symmetry in nature
 - c) Symmetry in road sign
 - d) Symmetry in alphabet(Do this activity in scrap book)
2. Revise all the work done in the book and notebook.
3. Do the given assignment in practice notebook.

SCIENCE

1. Complete your note book
2. Revise all the chapters done in the class.
3. Some acids, bases and salts are commonly used in our daily life. Find out the names of such substances, whether they are acids, bases or salts. Paste on a A-4 size sheet as much as you can (Roll no 1-10)
4. Make a poster related to water shortage and water conservation.(Roll no 11-20)
5. Try to find out the water related problems faced by people living in different regions. Take the help of newspaper clippings or internet.(Roll no 21-30)
6. ACTIVITY: Show saprotrophic mode of nutrition in bread. (DYK PAGE-6)

SOCIAL SCIENCE

1. Prepare a model of Earth's interior showing its major layers with the help of clay of different colours. (Pg.no. 17)
2. Prepare a powerpoint presentation on the following topics –
Global Warming (Roll no. 1 to 15)
Air Pollution (Roll no. 16 to 30)
3. Interview your grandmother/ grandfather and find out-
 - How old was he / she when he / she saw the television for the first time?
 - Which type of programmes did he/ she listen to on radio when she was of your age?
 - Name his/her favourite radio and television programmes now.
 - Why is a mobile called “all in one”?
4. Collect the pictures of the temples of South India and paste them in a Scrapbook. (Ch. 11)
5. Draw and colour some pictures of different types of Media in Scrapbook.
6. Learn all work done in book and notebook.

Note- All work will be done in scrapbook.

SANSKRIT

1. वृक्षाणां महत्त्वं विषय पर P.P.T तैयार कीजिए अथवा वृक्ष का चित्र बनाकर उसके अंगों के नाम संस्कृत लिखें एवं 'वृक्षाणाम् महत्त्वम्' पर पांच पंक्तियाँ संस्कृत में लिखें ।
2. विद्या पर आधारित कोई तीन श्लोक अर्थ सहित लिखिए ।
3. 'ईश्वर तब महिमानं वन्दे' कविता को क्रियात्मक रूप में चित्रानुसार लिखिए।
4. हरियाणा तथा मणिपुर के तीन खाद्य पदार्थों के चित्र लगाकर नाम लिखें।
5. प्रतिदिन तीन नए शब्द अर्थ सहित अपनी पुस्तकसे चुनकर लिखे एवं याद करें।
6. हिंदी में कोई दस वाक्य लिखकर उनका संस्कृत में अनुवाद कीजिए।
7. द्वितीया इकाई परीक्षा पाठ्यक्रम याद कीजिए ।
8. श्रीमद् भगवद् गीता के सप्तम अध्याय से लेकर नवम अध्याय तक से कोई दो श्लोक प्रसंग तथा अर्थसहित लिखे तथा याद कीजिए ।

नैतिक शिक्षा

1. ओ३म् बनाना।
2. योग के आठ अंगों के नाम लिखना।
3. यज्ञ का चित्र बनाना
4. किसी एक सांस्कृतिक पर्व का चित्र बनायें। (होली, दीपावली, रक्षा बन्धन, दशहरा)
(नोट-उपरोक्त कार्य A4 साईज की सीट पर साफ एवं सुंदर कार्य करना है।)
5. पौधे लगाना/पक्षियों के लिए दाना/पानी रखना।

COMPUTER

1. Make a short story using scratch software.

Date Sheet for Unit Test Cycle - II 2023-24

Day	Date	III	IV	V	VI	VII	VIII	IX	X
Monday	17/07/23	Hindi	Maths	English	Sanskrit	Hindi	Science	Hindi/ Skt.	English
Monday	24/07/23	Science	Social Science	Hindi	English	Sanskrit	Moral Education	Computer	Social Science
Monday	31/07/23	English	Science	Maths	Science	Social Science	English	Maths	Science
Monday	07/08/23	Maths	Hindi	Social Science	Maths	English	Social Science	Science	Maths
Thursday	10/08/23	Social Science	English	Science	Hindi	Science	Sanskrit	Social Science	Hindi/ Skt.
Thursday	17/08/23	-	-	-	-	-	Maths	-	-
Monday	21/08/23	-	-	Sanskrit	Social Science	Maths	Hindi	English	Computer

CLASS – VIII

ENGLISH

1. Write a short message with photograph of your father in A4 size sheet.
2. Write about the life sketch and teaching of any famous personality and what did you learn from them . Taking ideas from Compassionate Soul. (On a chart paper)
3. Revise for Unit Test Cycle II
4. Write an original and creative composition (poem/ articles/ story etc.) for the School Magazine. Submit it printed on A4 sheet.

हिंदी

- 1) हरियाणा और मणिपुर की वेश-भूषा, खान-पान व कृषि- व्यवसाय की तुलना करते हुए A-4 शीट पर चित्र चिपका कर वर्णन कीजिए ।
- 2) श्री तुलसीदास द्वारा कृत 'रामचरितमानस' के बालकाण्ड में से एक दोहा व दो चौपाई अर्थ सहित लिखिए व याद कीजिए ।
- 3) आज हमारा देश किन-किन समस्याओं से जूझ रहा है, इनमें से किसी एक समस्या का कार्टून सहित मॉडल तैयार कीजिए ।
- 4) 'आम के आम गुठलियों के दाम' मुहावरे पर एक कहानी लिखिए ।
- 5) ज्ञान सागर की पुस्तक के पाठ 'दोहे' में से कवि 'कबीर' 'रहीम' व 'बिहारी' जी के एक-एक दोहे को चित्र सहित A - 4 शीट पर लिखिए ।

MATHS

1. Make a foldable of laws of exponents.
2. Write a biography of any famous Indian Mathematician on A-3 size sheet.
3. Revise all the work done in book and notebook.
4. Do the given assignments in practice notebook.

SCIENCE

1. Complete your notebooks
2. Revise all the chapters done in class.
3. Write all sustainable development goal on A4 size sheet and write few points explaining the same.
4. Make a creative plant cell and animal cell on A4 size sheet and make its quiz. (pic already shared in class)
5. Make a beautiful poster on the topic pollution of water and write any 5 points how water pollution effects life on land and under water(SDG NO6 and14)

DO THE ACTIVITIES ACCORDING TO YOUR ROLL NO

Make a spin wheel on plant cell (roll no 1 to 10)

. Make a spin wheel on animal cell (roll no 11 to 20)

.Take electric meter reading of your house with number of appliances working for any one week in the month of may and june .Also write the points that should be followed to conserve energy by minimizing the use of electric appliances (SDG no7) roll no 21 to 30.

SOCIAL SCIENCE

1. Paste the pictures of any five social reformers in your scrapbook and also write about their contribution in improving Indian society.

2. Make a small model on anyone non conventional source of energy.

3. Do a comparative study of Haryana and Manipur in your scrapbook covering the following aspects
Heritage , Culture , Climate , Agriculture , Dance forms , Food and clothing

Make it creative using pictures, newspaper cuttings etc.

संस्कृत

- 1.भारत की पांच नदियों को मानचित्र में अंकित करें।
- 2.'वसुधैव कुटुम्बकम्' विषय पर अपनी पाठ्यपुस्तक से अतिरिक्त एक कथा लिखें।
3. प्रथम सत्र से संबंधित शब्द रूप (नदी, अस्मद्, तत्,) व धातु रूप (पठ्, स्था, अस्, स्मृ, दृश् पांचों लकारों में) सेव्, लभ्, रूच्, शुभ् (लट्, लृट् लकारों में)
4. महर्षिः दयानन्दः का जीवन परिचय चित्र लगाकर पांच वाक्यों में लिखें।
5. कक्षा में करवाए गए कार्य की पुनरावृत्ति करें।
6. श्रीमद्भागवत् के अध्याय 4 से अध्याय 18 तक कोई तीन श्लोक प्रसंग सहित लिखें व याद करें।
- 7.. हरियाणा व मणिपुर की पारंपरिक पोशाक व व्यंजन की तुलनात्मक जानकारी चित्र सहित लिखिए

विषय-नैतिक शिक्षा

1. ओ३म् ध्वज बनाना।
2. गायत्री मन्त्र लिखना।
3. पंच महायज्ञ के नाम लिखने।
4. संस्कृत के पाँच ग्रंथ एवं लेखकों के नाम लिखने हैं।
(नोट-उपरोक्त कार्य A4 साईज की सीट पर साफ एवं सुन्दर कार्य करना है।)
5. पौधे लगाना/पक्षियों के लिए दाना/पानी रखना।

COMPUTER

1. Write HTML commands and used them

CLASS – IX

ENGLISH

1. Select three poems and highlight the presence of listed literary devices. Explain the literary devices and give suitable examples from selected poems. Given below is a list of literary devices that you can look for in your poem.

Simile

Metaphor

Personification

Alliteration

Repetition

Oxymoron

Refrain

Hyperbole

Allusion

Apostrophe

Irony

Paradox

Onomatopoeia

2. Revise for Unit Test Cycle IIP

3. Make a comic strip of your Father's and your Conversation.

4. Write an original and creative composition (poem/ articles/ story etc.) for the School Magazine.

Submit it printed on A4 sheet.

हिंदी

- 1) हरियाणा और मणिपुर के किन्हीं चार ऐतिहासिक धरोहरों की जानकारी चित्र सहित लिखिए व धरोहरों का मानवीय जीवन में महत्व पर एक लेख लिखिए।
- 2) व्यक्ति की पहचान उसके पोशाक से होती है –इस वाक्य को आधार मानते हुए हरियाणा व मणिपुर की पारंपरिक पोशाक की तुलनात्मक जानकारी चित्र सहित लिखिए।
- 3) बचेंद्री पाल के जीवन पर आधारित जानकारी एकत्रित करके उस पर चित्र सहित एक लेख तैयार कीजिए।
- 4) रहीम के कोई पांच दोहे रचनात्मक ढंग से लिखिए।
- 5) श्री तुलसीदास द्वारा कृत 'रामचरितमानस' के बालकाण्ड में से एक दोहा व दो चौपाई अर्थ सहित लिखिए व याद कीजिए।

संस्कृत

- 1) 'अविवेकः परम् आपदां पदम्' इस विषय पर पाठ्य पुस्तक से अतिरिक्त एक कथा चित्र अनुसार लिखिए।
- 2) 'सत्संगति' विषय पर तीन श्लोक अर्थ सहित क्रियात्मक रूप में लिखें तथा याद करें।
- 3) द्वितीय इकाई परीक्षा पाठ्यक्रम याद करें
- 4) श्रीमद् भगवद् गीता के चतुर्थ अध्याय से 18 अध्याय तक से तीन श्लोक प्रसंग अनुसार लिखें तथा याद करें

5) पाठ्यक्रम में निर्धारित शब्द रूप तथा धातु रूप याद करे ।

SOCIAL SCIENCE

1. Prepare a project file on Disaster Management.
2. Prepare a map file and do the maps of ch 1 and ch 2 of geography in it.
3. Do a comparative study of Haryana and Manipur in your scrapbook covering the following aspects
Heritage, Natural vegetation, Dance forms, Tourist places, Food and clothing
Make it creative using pictures, newspaper cuttings etc.
4. Learn the chapters of history, Civics, Geography and economic done in classes.

SCIENCE

1. Write all the practical activities of physics, Chemistry and Biology in your practical files.
2. Prepare a model to show the movement of particles in different states of matter.

OR

Prepare a science model on Air Cooler based on the concept of evaporation.

3. Note the body temperature of your family members and make a bar graph in degree Celsius taking names of members on X axis and Temperature on Y axis.
4. Do the activity on Osmosis taking potato cups and paste it's pictures in scrap book or make a video showing demonstration of activity.
5. Make foldables showing names and functions of various cell organelles of Plant cell or Animal cell.
6. Do the assignment given on chapter Motion in your note book.
7. Note down the speed and distance covered by your vehicle for one week and make a speed -time graph and distance - time graph and find the distance covered from the speed - time graph.

MATHS

1. Revise all the chapters done.
2. Solve the given assignments in practice register.
3. Make a collage on eminent Mathematicians.
4. On a A4 size sheet draw traditional Rangoli designs of Manipur showing Geometrical patterns and symmetry.

COMPUTER

Create a Birthday Invitation Card using formatting tools of MS Word or Open Office Writer and share it on the mail davnitonline@gmail.com

Date Sheet for Unit Test Cycle - II 2023-24

Day	Date	III	IV	V	VI	VII	VIII	IX	X
Monday	17/07/23	Hindi	Maths	English	Sanskrit	Hindi	Science	Hindi/ Skt.	English
Monday	24/07/23	Science	Social Science	Hindi	English	Sanskrit	Moral Education	Computer	Social Science
Monday	31/07/23	English	Science	Maths	Science	Social Science	English	Maths	Science
Monday	07/08/23	Maths	Hindi	Social Science	Maths	English	Social Science	Science	Maths
Thursday	10/08/23	Social Science	English	Science	Hindi	Science	Sanskrit	Social Science	Hindi/ Skt.
Thursday	17/08/23	-	-	-	-	-	Maths	-	-
Monday	21/08/23	-	-	Sanskrit	Social Science	Maths	Hindi	English	Computer

CLASS – X

ENGLISH

1. Pick any 5 poetic devices done in class with their meanings and present each on a post card size sheet made out of thick chart paper. One side should have the name of the poetic device and the other side, the meaning with an example.
2. Conduct an interview with a member of your family – father / mother / grandfather / grandmother .Ask them a minimum of 25 questions about their experiences and achievement/s in life. Write it in the form of an interview. Stick the pictures of yourself and the person to whom you conducted the interview.
3. Write an original and creative composition (poem/ articles/ story etc.) for the School Magazine. Submit it printed on A4 sheet.
4. Pick any Chapter from your Literature or Supplementary Reader which has not been taught in the class and do as instructed.

ROLL NO.	ACTIVITY
1-5	COMIC STRIP
6-10	CHARACTER ANALYSIS OF THE PROTAGONIST
11-15	THEME , MORAL AND SUMMARY
16-20	CHAPTER REVIEW
21-25	POWERPOINT PRESENTATION
26-30	QUIZ (25 QUESTIONS)
31-35	TRAVEL BROCHURE

5. Pick the topic for PORTFOLIO according to your SECTION and ROLL NUMBER. You only need to write Introduction and Pros and Cons.

ROLL NO. / SECTION	A	B	C	D
1-3	INDECENT DRESSING AMONG STUDENTS; EFFECTS AND SOLUTION.	Digital India	India-The Land of Great Personalities	Global Warming
4-6	Impact of Smart phones	Indian Tourism	Sustainable Development	Climate Change
7-9	Importance of Learning through Experience	The Changing Face of India	Preservation of Wildlife	Media and Crime
10-12	Do we need a dress code in schools?	Environmental Conservation	Problem of Overpopulation	Science in the Service of Man

13-15	Ancient Education or Modern Education	Alternative Sources of Energy	Relevance of Newspaper	Indian Culture
16-18	Future of Technology in India	Sustainable Management of Natural Resources	Hard Work v/s Smart Work	Adolescent Problems
19-21	Teens on social media	Cashless India	Generation Gap	Habit of Reading never Leaves Us Alone
22-24	Human trafficking	OTT	Mental Health of present Generation	Your Idea of Ideal India
25-27	Modern Education System	Social media ethics	Co-education	Craze of fashion among youngsters
28-30	The rat race of competitive exams	E-Sports	Online Exams	Peer Pressure
31-33	Exam Pressure on Teenagers	Curbing the distance between urban and rural schools	Drug Abuse	Man is the architect of his own fate.
34-36	Are parent-teacher meetings necessary?	Uniforms: Compulsory or Optional	Make in India	Adventure is the zest for life

6. Write an original and creative composition (poem/ articles/ story etc.) for the School Magazine. Submit it printed on A4 sheet.

INSTRUCTIONS: Use A-4 sheets for Question 2, 3 4 and 5.

हिंदी

ग्रीष्मकालीन अवकाश कार्य

1. हरियाणा और मणिपुर के किन्हीं चार ऐतिहासिक धरोहरों की जानकारी चित्र सहित लिखिए व धरोहरों का मानवीय जीवन में महत्व पर एक लेख लिखिए।
2. हरियाणा व मणिपुर की पारंपरिक पोशाक व व्यंजन की तुलनात्मक जानकारी चित्र सहित लिखिए।
3. डायरी का पन्ना –पाठ पर आधारित जानकारी एकत्रित करके उस पर चित्र सहित एक लेख तैयार कीजिए।
4. बड़े भाई साहब और ततारा वामीरो के मुहावरों को लेकर कोई भी रचनात्मक गतिविधि तैयार कीजिए।

5. कबीर के कोई पांच दोहे रचनात्मक ढंग से अर्थ सहित लिखिए।

6. श्री तुलसीदास द्वारा कृत 'रामचरितमानस' के बालकाण्ड में से एक दोहा व दो चौपाई अर्थ सहित लिखिए व याद कीजिए।

SOCIAL SCIENCE

1. Paste the maps from ch.1 in scrap notebook of geography.
2. Do all the activities related of ch.1 In scrap notebook of economics.
3. Prepare project file on any one topic.
(1) Consumer Awareness (2) Social issues
(3) Sustainable Development
4. Do assignments of all the chapters of history, civics, geography and economics done in the class and learn the chapters also.
5. Prepare a model on soil profile.

SCIENCE

1. Take any three natural indicators and use them to identify acidic, basic and neutral substances. Take coloured pictures and paste them in scrap book or make a video of the same
2. Do the given assignment of Chapter.1.
3. Write practical activities of Physics, Chemistry and Biology in your practical files.
4. Make a model of digestive or respiratory system in human beings using biodegradable substances.
5. . Do the given assignment of Life processes.
6. Complete your practical activities in physics practical file.
7. . Do the activity based on refraction of light through medium of different refractive index. Submit your activity in the form of either video or photographs.
8. Solve the assignment on chapter- Light- reflection and refraction

MATHS

- 1) Make a project file on A-4 size sheets depicting Area/Population/religion/birth rate/death rate etc. of the state Manipur in comparison to Haryana.

Project file should contain the following components:

- a) Index & Coverage
- b) Title/Topic
- c) Objectives
- d) data and matter (with supporting graph and pictures etc.)
- e) Analysis, Finding & Conclusion.
- f) Bibliography & References.

- 2) Do activities related to linear equation and coordinate geometry in the Lab Manual.

COMPUTER

Design an attractive poster for summer camp using MS Word or Open Office Writer and share it on the mailid. davnitonline@gmail.com

SANSKRIT

1. अपनी पाठ्यपुस्तक से अलग पंचतंत्र से कोई एक शिक्षाप्रद कथा KOOB BARCSमें लिखे ।
2. . हरियाणा व मणिपुर की पारंपरिक पोशाक व व्यंजन की तुलनात्मक जानकारी चित्र सहित लिखिए ।
3. विभक्ति तत्पुरुष समास के दस वाक्य संस्कृत में लिखें।
4. घटिका बनाकर संस्कृत में समय लिखे।
5. व्यंजन संधि तथा विसर्ग संधि के दस-दस वाक्य संस्कृत में लिखें ।
6. तृतीया इकाई परीक्षा के लिये पाठ्यक्रम को याद करें ।
7. श्रीमद् भगवद् गीता के बारह अध्याय से लेकर अठारह अध्याय तक से कोई तीन श्लोक प्रसंग तथा अर्थसहित लिखे तथा याद कीजिए ।